

# GLACVCD

## BOARD OF TRUSTEES MEETING

### AGENDA AND EXHIBITS



**Thursday April 11<sup>th</sup> 2019**

**7:00 p.m. Board Meeting**  
**Santa Fe Springs District Headquarters**  
**12545 Florence Avenue**  
**Santa Fe Springs, CA 90670**

***Trustee Baru Sanchez, President***  
***Trustee Steve Appleton, Vice President***  
***Trustee Heidi Heinrich, Secretary-Treasurer***

*General Manager, Truc Dever*  
*Director of Fiscal Operations, Carolyn Weeks*  
*Director of Operations, Mark Daniel*  
*Director of Community Affairs, Kelly Middleton*  
*Director of Scientific-Technical Services, Susanne Klueh*  
*Director of Human Resources, Richard Knott*  
*Board Legal Counsel, Quinn M. Barrow, Richards, Watson, Gershon*  
*Labor Legal Counsel, Scott Tiedemann, Liebert, Cassidy, Whitmore*

Copies of staff reports or other written documentation relating to agenda items are available online <https://www.glacvcd.org/board-of-trustees/board-agendas/> and are on file at the District's Headquarters at the Front Office for public inspection. If you have questions regarding an agenda item, please contact the Front Office Staff at (562) 944-9656 ex: 504 during regular business hours.

**ADA Information:** *The Greater Los Angeles County Vector Control District complies with the Americans with Disabilities Act (ADA). Anyone with a disability who require a disability-related modification or accommodation in order to participate in a meeting, including auxiliary aids or services, may request such modification or accommodation from the front office at (562)944.9656 ext. 504. Notification 48 business hours prior to the meeting will enable the facility staff to make reasonable arrangements to assure accessibility to the meeting.*

*Please refrain from smoking, eating or drinking in the Boardroom*



# GREATER LOS ANGELES COUNTY VECTOR CONTROL DISTRICT

12545 Florence Avenue, Santa Fe Springs, CA 90670  
Office (562) 944-9656 Fax (562) 944-7976  
Email: [info@glacvcd.org](mailto:info@glacvcd.org) Website: [www.glacvcd.org](http://www.glacvcd.org)

## PRESIDENT

*Baru Sanchez, Cudahy*

## VICE PRESIDENT

*Steven Appleton, Los Angeles City*

## SECRETARY-TREASURER

*Heidi Heinrich, Santa Clarita*

## GENERAL MANAGER

*Truc Dever*

# A G E N D A

## THE REGULAR MEETING OF THE BOARD OF TRUSTEES

• Thursday, April 11, 2019 •

District Office  
12545 Florence Avenue  
Santa Fe Springs, California 90670

**6:30 P.M. - Library Conference Room: Pre-meeting refreshments**

**7:00 P.M. – Conference Room, Convene Board of Trustees Meeting**

1. **CALL TO ORDER**

2. **QUORUM (ROLL) CALL**

3. **INVOCATION**

4. **PLEDGE OF ALLEGIANCE**

5. **CORRESPONDENCE**

6. **INTRODUCTIONS**

(Introductions requested by staff or Trustees of persons attending the meeting are made at this time).

7. **PUBLIC COMMENT**

(This time is reserved for members of the public to address the Board relative to matters of business on and off the agenda. Comments will be limited to three minutes per person).

8. **CONSENT AGENDA (8.1-8.3)**

**(VOTE REQUIRED)**

8.1 Consideration of **Minutes 2019-03** of regular Board Meeting held March 14, 2019. (**EXHIBIT A**)

8.2 Consideration of **Resolution 2019-06** Authorizing Payment of Attached Requisition March 1, 2019 through March 31, 2019. (**EXHIBIT B**)

## ARTESIA

*Melissa Ramos*

## BELL

*Ali Saleh*

## BELL GARDENS

*Pedro Aceituno*

## BELLFLOWER

*Sonny R. Santa Ines*

## BURBANK

*Dr. Jeff D. Wassem*

## CARSON

*Elito M. Santarina*

## CERRITOS

*Mark W. Bollman*

## COMMERCE

*Leonard Mendoza*

## DIAMOND BAR

*Steve Tye*

## DOWNEY

*Robert Kiefer*

## GARDENA

*Dan Medina*

## GLENDALE

*Jerry Walton*

## HAWAIIAN GARDENS

*Luis Roa*

## HUNTINGTON PARK

*Marilyn Sanabria*

## LA CAÑADA FLINTRIDGE

*Leonard Pieroni*

## LA HABRA HEIGHTS

*Catherine Houwen*

## LAKEWOOD

*Steve Croft*

## LA MIRADA

*Larry P. Mowles*

## LONG BEACH

*Emily Holman*

## LOS ANGELES COUNTY

*Steven A. Goldsworthy*

## LYNWOOD

*Salvador Alatorre*

## MAYWOOD

*Ricardo Lara*

## MONTEBELLO

*Avik Cordeiro*

## NORWALK

*Leonard Shryock*

## PARAMOUNT

*Dr. Tom Hansen*

## PICO RIVERA

*Raul Elias*

## SAN FERNANDO

*Jesse H. Avila*

## SAN MARINO

*Scott T. Kwong*

## SANTA FE SPRINGS

*Luis Gonzalez*

## SIGNAL HILL

*Robert D. Copeland*

## SOUTH EL MONTE

*Hector Delgado*

## SOUTH GATE

*Denise Diaz*

## WHITTIER

*Josué Alvarado*

- 8.3 Consideration of District’s FY 18/19 Goals Status Report for the third quarter.  
*(EXHIBIT C)*

*Summary: Upon adoption of the District’s FY 18/19 Budget, the Board of Trustees requested a quarterly update on the status of departmental goals enumerated in the budget document.*

**9. COMMITTEE REPORTS**

**9.1 Budget & Finance Committee**

H. Heinrich, Chair

- Report on discussions and consideration of FY 18/19 budget adjustments for the purchase of additional equipment. *(EXHIBIT D) (VOTE REQUIRED)*

**10. STAFF PROGRAM REPORTS: MARCH 2019**

- |  |                                   |
|--|-----------------------------------|
| 10.1 <u>Manager’s Report</u>                       | T. Dever, General Manager         |
| 10.2 <u>Scientific-Technical: (Staff Report A)</u> | S. Klueh, Sci.-Tech Services Dir. |
| 10.3 <u>Operations: (Staff Report B)</u>           | M. Daniel, Operations Dir.        |
| 10.4 <u>Community Affairs: (Staff Report C)</u>    | K. Middleton, Comm. Affairs Dir.  |
| 10.5 <u>Fiscal: (Staff Report D)</u>               | C. Weeks, Finance Director        |
| 10.6 <u>Human Resources: (Staff Report E)</u>      | R. Knott, Human Resources Dir.    |
| 10.7 <u>Legal Counsel Report</u>                   | Q. Barrow, Legal Counsel          |

**CLOSED SESSION: CONFERENCE WITH LEGAL COUNSEL (ANTICIPATED LITIGATION)** (Government Code Section 54956.9(d)(2)(e)(1))

A point has been reached where, in the opinion of the Trustee Board on the advice of the General Counsel, based upon existing facts and circumstances, there is a significant exposure to litigation against the District.

Number of Cases: 1

**11. OTHER**

The Board may consider items not on the agenda provided that the Board complies with the Government Code (Brown Act) §54954.2(b).

- Trustee Travel Reports:
  - Steve Croft
  - Emily Holman
  - Josué Alvarado

**12. ADJOURNMENT**

The next Board of Trustees meeting will be scheduled on Thursday, May 9, 2019 at 7:00 PM at the District’s headquarters at 12545 Florence Avenue, Santa Fe Springs.

# GLACVCD

## BOARD OF TRUSTEES MEETING

### STAFF REPORTS



**Thursday April 11<sup>th</sup> 2019**

**7:00 p.m. Board Meeting**  
**Santa Fe Springs District Headquarters**  
**12545 Florence Avenue**  
**Santa Fe Springs, CA 90670**

***Trustee Baru Sanchez, President***  
***Trustee Steve Appleton, Vice President***  
***Trustee Heidi Heinrich, Secretary-Treasurer***

*General Manager, Truc Dever*  
*Director of Fiscal Operations, Carolyn Weeks*  
*Director of Operations, Mark Daniel*  
*Director of Community Affairs, Kelly Middleton*  
*Director of Scientific-Technical Services, Susanne Kluh*  
*Director of Human Resources, Richard Knott*  
*Board Legal Counsel, Quinn M. Barrow, Richards, Watson, Gershon*  
*Labor Legal Counsel, Scott Tiedemann, Liebert, Cassidy, Whitmore*

Copies of staff reports or other written documentation relating to agenda items are available online at <https://www.glacvcd.org/board-of-trustees/board-agendas/> and are on file at the District's Headquarters at the Front Office for public inspection. If you have questions regarding an agenda item, please contact the Front Office Staff at (562) 944-9656 ex: 504 during regular business hours.

*Pursuant to the Americans with Disabilities Act, persons with a disability who require a disability-related modification or accommodation in order to participate in a meeting, including auxiliary aids or services, may request such modification or accommodation from the front office at (562)944.9656 ext. 504. Notification 48 business hours prior to the meeting will enable the facility staff to make reasonable arrangements to assure accessibility to the meeting.*

*Please refrain from smoking, eating or drinking in the Boardroom*



# GREATER LOS ANGELES COUNTY VECTOR CONTROL DISTRICT

12545 Florence Avenue, Santa Fe Springs, CA 90670  
Office (562) 944-9656 Fax (562) 944-7976  
Email: [info@glacvcd.org](mailto:info@glacvcd.org) Website: [www.glacvcd.org](http://www.glacvcd.org)

## PRESIDENT

*Barú Sánchez, Cudahy*

## VICE PRESIDENT

*Steven Appleton, Los Angeles City*

## SECRETARY-TREASURER

*Heidi Heinrich, Santa Clarita*

## GENERAL MANAGER

*Truc Dever*

## General Manager's Report for April 11, 2019 Board of Trustees Meeting

### ARTESIA

*Melissa Ramoso*

### BELL

*Ali Saleh*

### BELL GARDENS

*Pedro Aceituno*

### BELLFLOWER

*Sonny R. Santa Ines*

### BURBANK

*Dr. Jeff D. Wassen*

### CERRITOS

*Mark W. Bollman*

### CARSON

*Elito M. Santarina*

### COMMERCE

*Leonard Mendoza*

### DIAMOND BAR

*Steve Tye*

### DOWNEY

*Robert Kiefer*

### GARDENA

*Dan Medina*

### GLENDALE

*Jerry Walton*

### HAWAIIAN GARDENS

*Luis Roa*

### HUNTINGTON PARK

*Marilyn Sanabria*

### LA CAÑADA FLINTRIDGE

*Leonard Pieroni*

### LA HABRA HEIGHTS

*Catherine Houwen*

### LAKEWOOD

*Steve Croft*

### LA MIRADA

*Larry P. Mowles*

### LONG BEACH

*Emily Holman*

### LOS ANGELES COUNTY

*Steven A. Goldsworthy*

### LYNWOOD

*Salvador Alatorre*

### MAYWOOD

*Ricardo Lara*

### MONTEBELLO

*Avik Cordeiro*

### NORWALK

*Leonard Shryock*

### PARAMOUNT

*Dr. Tom Hansen*

### PICO RIVERA

*Raul Elias*

### SAN FERNANDO

*Jesse H. Avila*

### SAN MARINO

*Scott T. Kwong*

### SANTA FE SPRINGS

*Luis Gonzalez*

### SIGNAL HILL

*Robert D. Copeland*

### SOUTH EL MONTE

*Hector Delgado*

### SOUTH GATE

*Denise Diaz*

### WHITTIER

*Josué Alvarado*

The surveillance numbers are in for March, and it appears that for now, mosquito abundance remains low throughout our District. Our first press release of the year was issued on March 14<sup>th</sup> following weeks of rain to remind residents to report green, unmaintained swimming pools and to remove unused containers around their homes. Hopefully, early-season education will lead to proactive measures taken by homeowners to reduce mosquito breeding this summer.

While technicians are busy preparing their vehicles for the season, monitoring known sources on their routes, and focusing surveillance and education within hot spots identified from previous years, the managers are focusing their efforts on other essential administrative work.

All departments are diligently working on their fiscal year 19/20 budget proposals which we hope to present to the Budget Committee by the end of this month. As we have done for more than a decade, the budget is built using a “bottoms-up” method, whereby our “boots on the ground” from within each department provide input to their supervisors on what tools and equipment are needed for the coming year to be safer, more efficient and more productive. We encourage staff to be innovative and to “think outside of the box” when it comes to developing solutions to the many public health challenges we face. Each year, our staff rise to the challenge, and find new resources, develop new strategies, and fabricate new tools to “work smarter, not harder.” This year is no exception. Where we are limited in person-power, we are exploring every technology possible to maintain or expand our level of service. For example, this year, we are improving our online service request form to serve as a better resource to residents and help our Operations Assistants better address residents’ needs. We are also implementing a cloud-based, voice-over IP (VOIP) phone system with call-center capabilities to address our growing call volume during the summer months. We will continue to look at ways to provide services more effectively in this coming budget.

Fortunately, the Board approved additional administrative and operational help this year and we continue to recruit extensively for these new positions. This year, we are looking to bring on-board 36 seasonal Mosquito Control Technicians to better serve our 6.8 million residents over our 1,340 square mile area. We hope that each and every Trustee will help spread the word within your own city. We recently wrapped up a particularly important recruitment for a new Human Resources Director, and it will be my pleasure to introduce our new Director, Richard Knott, to the Board.

On April 3<sup>rd</sup> the Mosquito and Vector Control Association of California (MVCAC) held its Legislative Day at the State Capitol. A big and warm “thank you” to Trustees Steve Croft, Emily Holman, and Josué Alvarado for volunteering their time to participate in this year’s legislative visits in Sacramento on behalf of the District and MVCAC. Discussion points this year included funding and the codification of the state’s surveillance CalSurv Gateway and education about our on-going battle against invasive *Aedes* mosquitoes. We had appointments with 16 of our state legislators and dropped off leave-back materials with seven others.

Finally, you may have noticed that the meeting area in the Santa Fe Springs library just got a little cozier. We have turned the back half of the library into office space and are looking at all options for future expansion of our facility. In addition, our Facilities and Fleet Maintenance Supervisor, Fernando Martinez, is busy leading facility repairs and taking on deferred maintenance projects. In the next couple of months, we will be replacing the perimeter fencing, re-configuring the parking lot to add more parking spaces, and rekeying the facility for better security.

Truly yours,

A handwritten signature in black ink, appearing to read 'Truc Dever', written in a cursive style.

Truc Dever  
General Manager



**GREATER LOS ANGELES COUNTY VECTOR CONTROL DISTRICT**



**SCIENTIFIC-TECHNICAL REPORT**

*Susanne Klueh, Scientific-Technical Services Director  
 Harold Morales, Tanya Posey & Steve Vetrone, Vector Ecologists  
 Rande Gallant, Rande Gallant, Faiza Haider & Ryan Amick, Assistant Vector Ecologists  
 Angela Arteaga & Christopher Ortiz, Field Assistants*

**I. RISK ASSESSMENT**

While we did resume mosquito trapping and testing in March, weather permitting, we do not usually begin with the collection of chicken blood samples and the State Health Department does not resume the dead bird program until the middle of April for the winter. Thus the Risk Assessment for March could still not be calculated.

**II. GLACVCD MOSQUITO-BORNE DISEASE WATCH**

**Summary**

- Mosquito trapping resumed at the beginning of March. No WNV has been detected.
- San Bernardino, Riverside and Los Angeles County are still under strict quarantine due to the ongoing Newcastle disease outbreak. Nevertheless we secured sentinel chickens from a ranch in San Diego and will pace them in our coops on April 18th, provided we receive an exemption form CDPH to transport chicken into the quarantine zone.

<b>Chickens</b>	Number Tested	WNV Positive	WEE Positive	SLE Positive	Other Positive
This Period	0	0	0	0	0
Year to Date	0	0	0	0	0

<b>Dead Birds</b>	Number Submitted	WNV Positive
This Period	0	0
Year to Date	0	0

<i>Culex</i> <b>Mosquito Pools</b>					
This Period	95	0	0	0	0
Year to Date	95	0	0	0	0

<i>Aedes</i> <b>Mosquito Pools</b>	Tested	CHIK	DEN	Zika
This period	1	0	0	0
Year to Date	1	0	0	0

**III. STATEWIDE MOSQUITO-BORNE DISEASE WATCH 2019**

**Reporting Period: January 01 – March 31, 2019**

No report available.

## GREATER LOS ANGELES COUNTY VECTOR CONTROL DISTRICT

### OPERATIONS REPORT

March, 2019



*Mark Daniel, Operations Director*

*Martin Serrano, Operations Supervisor, Headquarters*

*Wesley Collins, Operations Supervisor, Sylmar*

*Kevin Vargas, Operations Supervisor, USD*

*Mark Hall, Urban Water Program Manager*

*Fernando Martinez, Facilities & Fleet Maintenance Supervisor*

### **Departmental Activities**

#### ***Operations***

- Introduction of Aedes database version 2.0
- ULV calibration workshop, Prado Basin
- Staffed LA County STEA<sup>2</sup>M Fair
- Conducting door to door Aedes inspections in 2018 highest activity areas.
- Continued pre-season vehicle modifications and preparation, gutter Jeeps and route trucks
- Budgeting for FY 2019/2020
- Extra Help staff recruitment, testing and interviews for 2019 season

#### ***Urban Water Program***

- Machado Lake vegetation management project progress meeting and tour, LA City Recreation and Parks and DK Environmental
- G2, Taylor Yard river park project advisory committee meeting, LA City BOE
- Machado Lake treatment wetland vegetation management meeting, LA City BOS
- Continued work verifying LA City Low Impact Development source list. Currently 700 out of 2,300 properties have been completed.

#### ***Facilities & Maintenance***

- Completed the purchase of two (2) new vehicles to accommodate Community Affairs Department expansion in Sylmar, Ford Flex
- Completed and distributed the RFP for one (1) Nissan Frontier truck for Scientific Technical Department.
- Successfully auctioned four (4) retired vehicles netting \$6,824.00



WORK PERFORMED BY DISTRICT

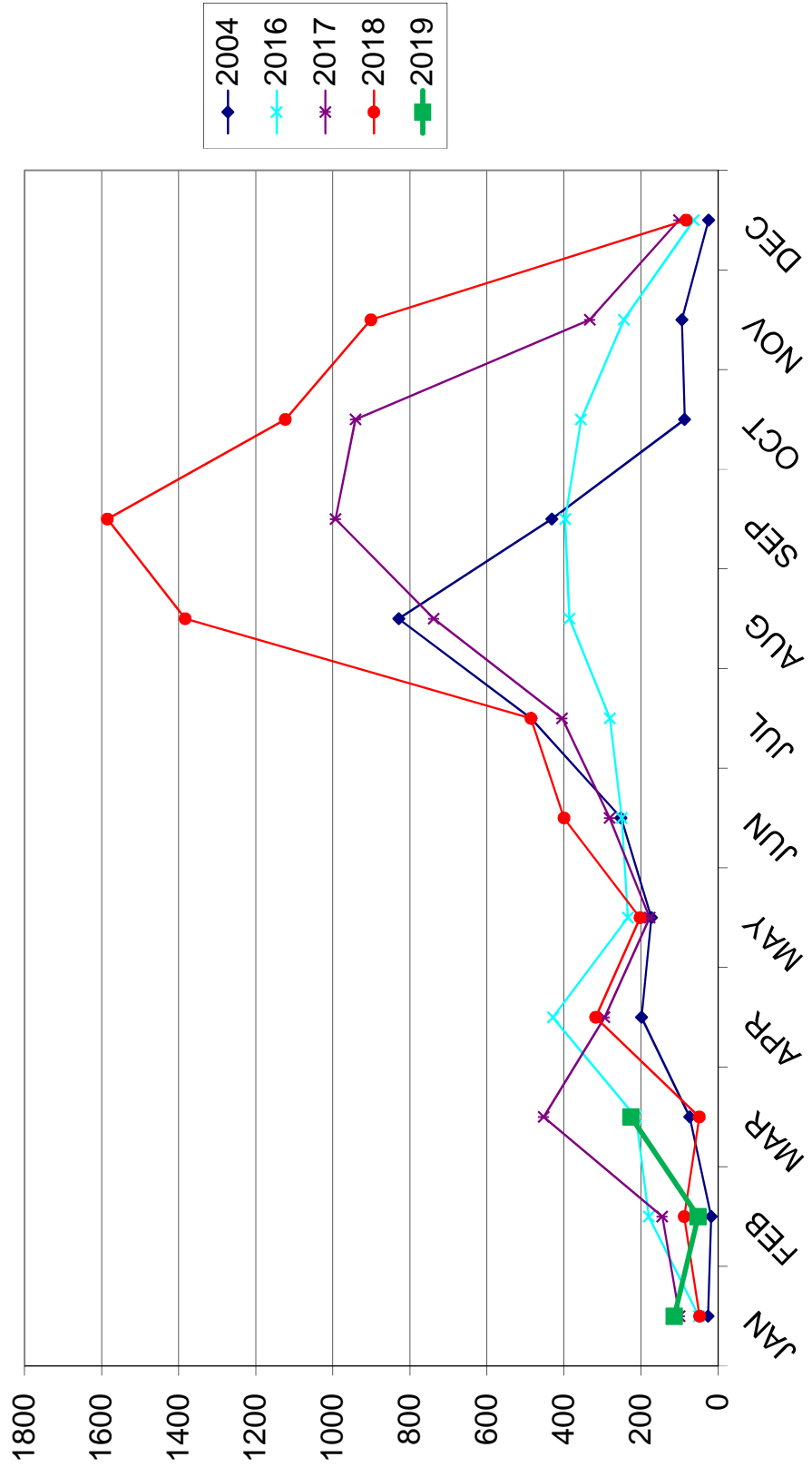
March, 2019

CONTROL AND OPERATIONS

				Hours	worked
				<u>March</u>	<u>2019</u>
Fishing (Mosquitofish)				10	25
Source Reduction				16	20
Mosquito Control	<u>Sources inspected 8,064 / Sources with larvae 2,515</u>			2,307	5,448
Insecticide used:					
Larvicide oils	12.99	gals @	\$14.13 per =		\$183.55
Altosid P35	0.02	lbs @	\$17.25 per =		\$0.35
Altosid Briquets 30 day	4,377	ea @	\$1.14 ea. =		\$4,989.78
Altosid Briquets XR	25	ea @	\$3.38 ea. =		\$84.50
Altosid Pellets	3.023	lbs @	\$27.24 per =		\$82.35
Natular T-30	0	ea @	\$1.56 per =		\$0.00
Fourstar BTI Brqts 45 day	9	ea @	\$1.30 per =		\$11.70
Altosid WSP	260	ea @	\$0.84 per =		\$218.40
Vectobac 12AS	0	gals @	\$41.96 per =		\$0.00
Vectobac G	0.00	lbs @	\$2.75 per =		\$0.00
Duplex G	1.038	lbs @	\$14.25 per =		\$14.79
Vectomax FG	133.9	lbs @	\$8.92 per =		\$1,194.39
Vectomax WSP	58	ea @	\$1.86 per =		\$107.88
Natular	0	gals @	\$877.61 per =		\$0.00
Vectolex WDG	0	lbs @	\$56.21 per =		\$0.00
Vectobac WDG	0.95	lbs @	\$40.92 per =		\$38.87
<hr/>					
Midge Control				0	0
Insecticide used:					
Dimilin WP 25%	0	lbs @	49.34 per =		\$0.00
Blackfly Control				0	0
Insecticide used:					
Vectobac 12AS	0	gals @	\$38.62 per =		\$0.00
Underground Mosquito Control	<u>UGSD inspected 3,507 / UGSD treated 26</u>			1,633	4,135
Insecticide used:					
Vectobac 12AS	0.085	gals @	\$38.62 per =		\$3.28
Vectolex WDG	1.35	lbs @	\$56.06 per =		\$75.68
Fogging				0	0
Insecticide used:					
Duet / Zenivex	0.00/0.00	gals @	200 / 85 per =		\$0.00
			<b>Total</b>		<b>\$7,005.52</b>
Supervisory				942	2,648
Continuing Education / Training				74	780
Overtime: Community Outreach				16	16
Mosquito Control				0	8
<hr/>					
<u>REPAIR AND MAINTENANCE OF EQUIPMENT</u>					
Vehicles				907	2,569
Spray Equipment				76	402
Buildings and yards				406	1,344
<hr/>					
VEHICLE MILEAGE :	<i>March</i>		<i>2019</i>		
	35,342		85,450	6,387	17,395

Greater Los Angeles County Vector Control District  
 Mosquito Service Request Report

	JAN	FEB	MAR	APR	MAY	JUN	JUL	AUG	SEP	OCT	NOV	DEC
<b>2004</b>	26	18	74	199	173	252	485	829	432	87	94	25
<b>2016</b>	50	180	213	429	234	250	281	386	397	356	245	63
<b>2017</b>	100	145	453	295	178	282	405	738	993	941	333	102
<b>2018</b>	48	88	49	318	203	400	486	1383	1585	1123	901	83
<b>2019</b>	114	52	226									



BREAKDOWN OF MONTHLY SERVICE REQUESTS  
AND REQUEST FOR MOSQUITOFISH

	Mosquitoes	Midges	Swimming Pools	Fish Ponds	Other	Black Flies	Yellow Jackets	Total Service Request	Mosquitofish Requests	Number of Mosquitofish
ARTESIA								0		0
BELL								0		0
BELFLOWER	8		4	1				8	1	10
BELL GARDENS								0		0
BURBANK	7		3	2				7	1	10
CARSON	4		1					4		0
CERRITOS	4		1					4		0
COMMERCE	1							1		0
CUDAHY								0		0
DIAMOND BAR	7		4	1				7		0
DOWNEY	8		4	1				8		0
GARDENA	3		2					3		0
GLENDALE	7		3	1				7		0
HAWAIIAN GARDENS								0		0
HUNTINGTON PARK	1		1					1		0
LA CANADA FLINTRIDGE	1		1					1		0
LA HABRA HEIGHTS								0		0
LA MIRADA	5		1	1				5		0
LAKELAND	9		1					9		0
LONG BEACH	13		4					13		0
LOS ANGELES CITY	96		28	11	1			97	7	70
LOS ANGELES COUNTY	12		3	1				12		0
LYNWOOD								0		0
MAYWOOD								0		0
MONTEBELLO	3		1					3		0
NORWALK	2							2		0
PARAMOUNT	2							2		0
PICO RIVERA	3		1					3		0
SAN FERNANDO								0		0
SAN MARINO	2			1				2	1	10
SANTA CLARITA	7		6					7		0
SANTA FE SPRINGS	3		1					3		0
SIGNAL HILL	3							3		0
SOUTH EL MONTE	1							1		0
SOUTH GATE	1							1		0
WHITTIER	12							12		0
TOTAL	225	0	70	20	1	0	0	226	10	100

	Drains	Ditches (Miles)	Standing Water	Lakes, Marshes (acres)	Swimming Pools	Fish Ponds	Sumps	Containers	Water Troughs	Well Cellars
ARTESIA	1				1	1	5			
BELL	5				1					3
BELLFLOWER	2				12	1	4			
BELL GARDENS	5				1		4			
BURBANK	22				41	4	10	1		
CARSON	50	0.12	0.02		1		7			2
CERRITOS	13	0.01	0.01		9	1	11	1		
COMMERCE	5				1		9			
CUDAHY	10				1		1			
DIAMOND BAR	2	0.03			27	8	1			2
DOWNEY	19				24	8	15			
GARDENA	53	0.01	0.01		1		3			
GLENDALE	17				33	5	6			
HAWAIIAN GARDENS	4						3			
HUNTINGTON PARK	35				1		10			8
LA CANADA FLINTRIDGE					10	9				
LA HABRA HEIGHTS					2					0
LA MIRADA			0.04		17	1				
LAKELWOOD	5				11	1	11			
LONG BEACH	14		8	0.02	15		12			5
LOS ANGELES CITY	193	0.08	0.15	0.02	453	54	27	4		12
LOS ANGELES COUNTY	76	0.04			34	13	4	1		1
LYNWOOD	26						3			4
MAYWOOD	17					1	4			
MONTEBELLO	9				9		2	3		
NORWALK	18		0.01		8		6			
PARAMOUNT	1									2
PICO RIVERA	7				8		4			
SAN FERNANDO					1					
SAN MARINO					11					
SANTA CLARITA	1	0.01			21	5	2			
SANTA FE SPRINGS	11	0.05			1		3			
SIGNAL HILL	28					2	11	5		57
SOUTH EL MONTE	37				12	1	32			
SOUTH GATE	17				2	1	15			
WHITTIER	29		0.05		53	6	1			
Total	732	0.35	8.29	0.04	822	122	226	15	0	96

	Channels (miles)	Debris Basins (acres)	Stabilizers	Outfalls	Freeway Drains	Undergrounds (miles)	Gutters	Catch Basins	Total Hrs. of Activity
ARTESIA								1	1.96
BELL									0.91
BELLFLOWER									21.95
BELL GARDENS									3.89
BURBANK							0.01		37.32
CARSON	0.01	0.01			0.03			1	84.86
CERRITOS		0.01						3	50.88
COMMERCE									11.48
CUDAHY								3	1.94
DIAMOND BAR						0.1			20.85
DOWNEY					0.04				49.7
GARDENA	0.01							4	9.67
GLENDALE									27.92
HAWAIIAN GARDENS									0.61
HUNTINGTON PARK								1	3.06
LA CANADA FLINTRIDGE									7.51
LA HABRA HEIGHTS									2.08
LA MIRADA								2	41.11
LAKEWOOD								1	29.65
LONG BEACH								5	23.12
LOS ANGELES CITY						2.4	0.01	3	589.41
LOS ANGELES COUNTY	0.01				0.06			6	128.88
LYNWOOD									4.69
MAYWOOD									1.35
MONTEBELLO									16.78
NORWALK					0.01			3	42.34
PARAMOUNT									12.32
PICO RIVERA								1	15.6
SAN FERNANDO									2.81
SAN MARINO									5.27
SANTA CLARITA				1					60.64
SANTA FE SPRINGS					0.14				26.92
SIGNAL HILL								1	20.9
SOUTH EL MONTE									12.93
SOUTH GATE					0.02				13.89
WHITTIER	0.05					0.1		3	50.56
Total	0.08	0.02	0.00	1.00	0.30	2.60	0.02	38	1435.76

## GREATER LOS ANGELES COUNTY VECTOR CONTROL DISTRICT



### COMMUNITY AFFAIRS PROGRAM

March 2019

*Kelly Middleton, Director of Community Affairs*  
*Anais Medina Diaz, Public Information Officer*  
*Heather Hyland, Education Program Coordinator*  
*Gabriel Urreola, Education Program Coordinator*  
*Helen Kuan, Outreach Assistant*

### **Departmental Activities**

#### *Executive Summary*

We issued our first Press Release of the season (March 14<sup>th</sup>), warning residents about the expected mosquito population explosion, and we were pleased with the ongoing media attention this received. Partnering with LA County DPH and local vector control districts, we have finalized our 2019 regional outreach campaign and look forward to seeing how this campaign is received. Additionally, with the highly anticipated addition to our department's team, we have been preparing office space, outreach strategies, and data collection/management methodologies to manage this increased workflow. And finally, we were thrilled that our Mosquito SWAT Lab continues to be in high demand, not only at schools, but numerous very high-profile STEAM/STEM science education events where literally *thousands* of people have had an opportunity to tour our Lab and learn about our favorite nemesis, the mosquito.

#### *Administrative*

- Reviewed Community Liaison applications and prepared interview questions & practicum
- Evaluating FY 18-19 budget status & departmental needs; Preparing FY 19-20 Budget
- Coordinated travel for MVCAC Legislative Day attendees
- Worked with Trustees to update required Ethics and Harassment training certification

#### *Programmatic*

- Dodgers Ad Campaign is now running through the season and we're developing additional content to publish through other mediums while the campaign continues. Additional radio spots were purchased on KTNQ 1020 AM Dodger Broadcasts (Spanish) to run June 1-23.
- Partnering with LA County Department of Public Health on a WNV Workshop to be held in Burbank during Public Health Week.
- Department staff are currently working on creating a new video PSA. Shooting was done in March and the video is now in post-production. We will use this video as a featured item during Mosquito Awareness Week.
- Scheduling and preparing leave-back materials for LA County Board of Supervisor outreach targeting Measure W implementation.
- DIY Videos are in production and publishing will begin in April.
- Our popular Mosquitoes in your Community booklet was translated into Korean, Vietnamese, and Chinese and will be printed for distribution in the coming weeks.
- Ongoing collaboration with Operations Supervisors and data analyst to develop a pool surveillance program for the incoming mosquito season similar to SGVMVCD's pool program. Flyover will take place in early May and program details will be finalized next month.
- Education Coordinators are developing programs to implement during the summer season in collaboration with the Central Library and LA Zoo.
- Looking into increasing our presence in the San Fernando Valley by researching additional events that can be staffed by Sylmar Operations or Community Relations personnel.



# STAFF REPORT C

## ***Meetings & Training***

- 3/1 - 85<sup>th</sup> Annual AMCA Conference
- 3/5 – Cal State Northridge Public Health Class Visit
- 3/6 – USC Guest Lecture (Kelly Middleton)
- 3/13 – LACDPH Public Health Week Event Conference Call
- 3/13 – Conference Call w/ SGVMVCD for LA STEA<sup>2</sup>M Check-In
- 3/13 – AMCA Washington Day Planning Conference Call
- 3/14 – Management Meeting
- 3/14 – Board of Trustees Meeting & New Trustee Orientation
- 3/18 & 21 – ACDC Vector Conference Call
- 3/18 – ABC7 Eyewitness News Interview and Filming
- 3/19 – Phone Interview with SoCal News Group
- 3/20 – KPCC 89.9 In-Studio Interview
- 3/20 – WNV Public Health Event Planning Conference Call
- 3/21 – ACDC Vector Conference Call (Continued)
- 3/22 – “On the Side Now” Video Shoot – Silver Lake, CA
- 3/26 – Community Affairs Department Meeting
- 3/29 – Measure W Meeting w/ Supervisor Janice Hahn Deputies

## **Community Fairs/Events**

Date			
3/7	USC Guest Lecture	Los Angeles	24
3/9	Earth’s Walk	Lakewood	266
3/15 – 3/16	Fairplex STEA <sup>2</sup> M Fair	Pomona	5020
3/28	Literature Pick-up/Distribution: Burbank Kiwanis	Burbank	65
3/30	L.A. Environmental Earth Fair	Arcadia	437

## **Educational Outreach**

We are happy to report that the SWAT Lab is BACK IN SERVICE, just in time for our next large-scale STEM event for the city of Downey! The team is proud to be part of a whole new circuit of outreach education. Thanks to our maintenance team who set us up with a temporary solution, and pushed hard with three different vendors and the manufacturer to resolve this. Many schools opted to cancel or reschedule instead of substitute with an in-class and we hope we can accommodate them before the school year is up.

Escape Room Kits: The EPCs are preparing a proposal outlining implementation and evaluation of the kits, have created a sneak peek video for the webpage, and have scheduled 3 pilot schools to test the kits in the classroom in the coming weeks. Teachers are VERY excited to see this program added to the curriculum for fall 2019.

Date	School/Event	City	Students
03/12-3/13/2019	Hooper Elementary	Los Angeles	80
03/19 & 3/27/2019	Dyer Elementary	Sylmar	130
03/20/2019	Newhall Elementary	Santa Clarita	97
03/21/2019	Toluca Lake Elementary	North Hollywood	68

## STAFF REPORT C

03/28/2019	Durfee Elementary	Pico Rivera	63
		<b>Total in Feb:</b>	<b>438</b>
		<b>Total year-to-date:</b>	<b>8,750</b>

### Media Coverage/Publications

#### *Media Activity*

Date	Media Type	Media Name	Activity
3/5/19	Print	<i>US China Press</i>	Translation: “Rainy and Cold: Vector control center reminds you to beware of sudden virus outbreaks”
3/14/19	Online	<i>MyNewsLA.com</i>	Mosquito Attack! Record Rainfall Means You’re A Target
3/14/19	TV/Online	<i>SCV News</i>	Record Rainfall, Rising Temperatures Set Stage for Early Mosquito Season
3/14/19	TV/Online	<i>NBC Los Angeles</i>	There Are Other Winged Things Flying in SoCal Besides Butterflies
3/15/19	Radio/Online	<i>KHTS</i>	Mosquitoes Return to Santa Clarita After Butterfly Migration
3/16/19	Print	<i>Daily Democrat</i>	Mosquitoes expected to arrive early – and in droves
3/18/19	Online	<i>LAist</i>	Welcome Back to LA, Disease-Spreading Mosquitoes!
3/19/19	Print	<i>The Signal</i>	Rain prompts early mosquito season
3/20/19	TV/Online	<i>ABC7 Eyewitness News</i>	Weeks of rain, warming temperatures set stage for early mosquito season
3/25/19	Radio	<i>KNX 1070</i>	Short interview regarding mosquito season onset by warming temperatures
3/26/19	Radio/Online	<i>KPCC 89.9</i>	The future of Covered California, SoCal Mosquito Season, are paper receipts the next thing to get banned? Pre-recorded 5-minute feature.
3/28/19	Print/Online	<i>Daily Breeze</i>	Invader Mosquitoes expected to arrive early – and in droves – this year in Los Angeles and Orange Counties

Total Coverage:

**Fiscal Year-to-Date: 77**

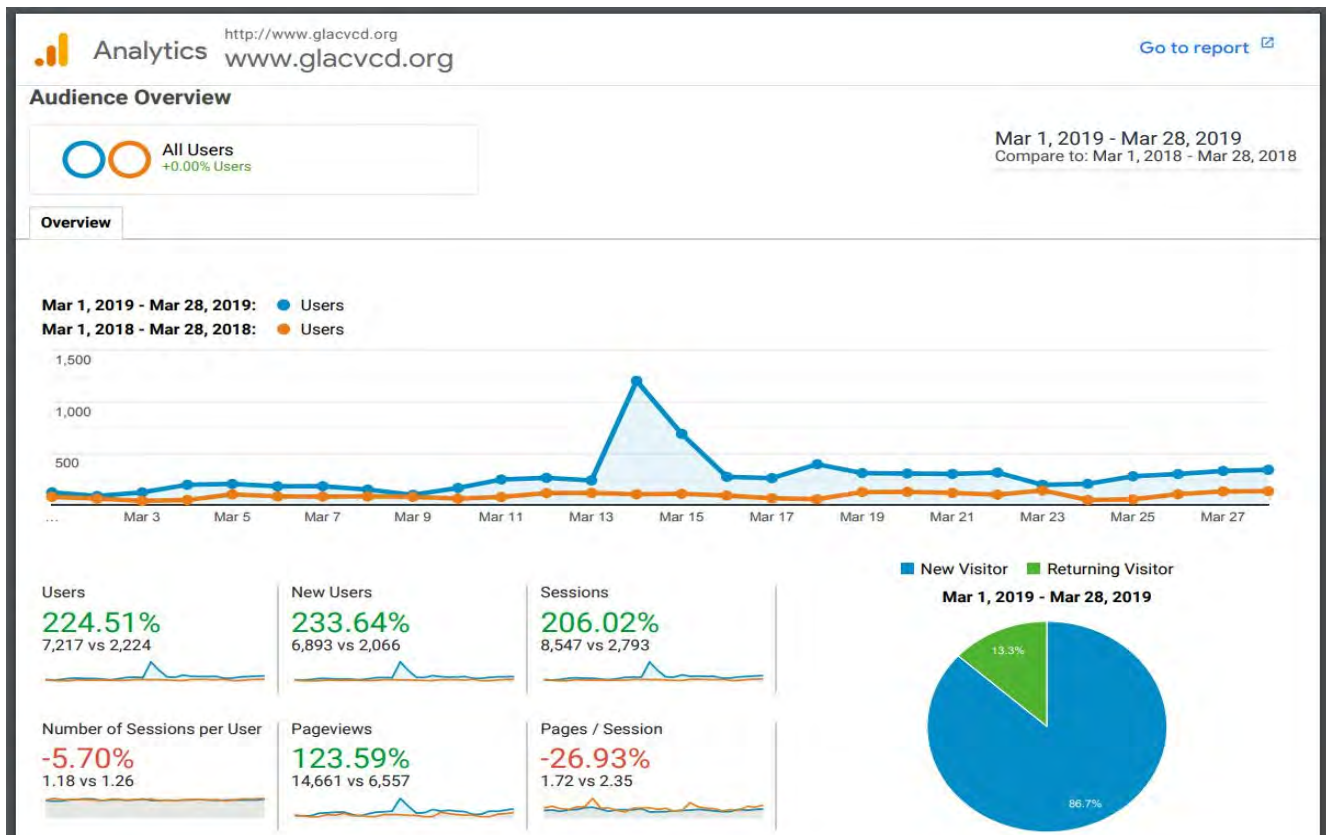
### Digital Outreach

#### *Website/Social Media Maintenance*

- Formalized contract with web programmer to implement significant upgrade to Service Request page on website. Work is expected to be completed in 2-3 weeks.
- Highlighted District’s work and presentations during AMCA conferences.
- Continuously developing new social media content for both brands (GLACVCD and Mosquito SWAT lab); promotion of source reduction and awareness
- Promoted the District’s participation in upcoming events around the County.
- Held a video shoot with *Velma the Vector* for new PSA development.
- Updated District website with current job openings and shared with partners and member cities to assist recruiting.

Outreach Medium	Number of Subscribers	Reach
Email List	2,133	Same as subscribers
Facebook	3,896	14,358
Twitter	1,073	9,505
Instagram	236	N/A
Google Adwords	N/A	N/A
Nextdoor	461,401	N/A

## GLACVCD Website



## Summary

In the period from March 1<sup>st</sup> through March 28th, the District website ([www.glacvcd.org](http://www.glacvcd.org)) had 7,217 visits from 6,893 visitors compared to 2,224 visits from 2,066 visitors from the previous year. Note the spike in visits on March 14 correlated nicely with our first press release of the season.

**GREATER LOS ANGELES COUNTY VECTOR  
CONTROL DISTRICT**



**FISCAL REPORT  
MARCH 2019**

*Carolyn M. Weeks, CPA, Director of Fiscal Operations  
Yousef Kamara, Accounting Clerk*

- Start working on the State Controller's Compensation Report
- Working on reorganizing all the files in storage
- Working on filing the Sales Tax Report
- Working on changing the deed to reflect the current District's name
- Start compiling the worksheets for the upcoming fiscal budget year
- Start working on updating CalPERS retirement files

## **STAFF REPORT D**

### **Breakdown on Financial Statement Categories**

Regular & Limited Term Salaries – Salaries, Overtime and Payout on Accruals

Employee Taxes – Employer’s cost of employment taxes

Extra Help Salaries – seasonal staff’s salaries

General Benefits - CalPERS retirement and 401(a) funding

Health Benefits – Medical, Dental, Vision and Retirees Medical Premiums

Chemicals – pesticides

Operational Support Equipment – portable spray equipment, support equipment and miscellaneous parts and supplies

Uniforms and Accessories – boots, gloves, coveralls, uniform cleaning, caps, accessories, work apparel, logo patches, shields, staff year pins, and protective safety equipment

Communications – wireless telephone, GPS tracking, two way radios, website services, telephone land lines and internet connection

Kitchen Materials and Supplies – kitchen supplies and miscellaneous expense

VCJPA Insurance – Workers’ Compensation, Liability, Automobile, Group Property, Group Fidelity, Travel, General Fund and Employee Assistance

Maintenance Automotive – Electrical parts, vehicle registration, brake and suspension, tire, wheels and alignment, cooling system parts and service, body repair, fabrication supplies, hazardous waste, engine and transmission, smog checks, first aid, trans, chassis and drive trans, engine, and miscellaneous parts and service

Office Equipment – Equipment repair, copier expenses, computer supplies, and computer software

## **STAFF REPORT D**

Maintenance Buildings/Yards – Towel supply, floor mates, irrigation, landscape maintenance, janitorial maintenance, pond maintenance, interior and exterior supplies, HVAC, fixture and hardware, and security alarm

Scientific-Technical Lab Supplies – Mosquito fish and supplies, reference materials, lab supplies and equipment, field supplies and equipment and shipping and testing

Memberships – all memberships

Office Expense – Bank and finance fees, postage expenses, office supplies, printing and stationery, payroll processing fees, pre and post employment services, tuition reimbursement and safety/management training

Professional Services – computer consultant, professional/temp services, lawsuit settlements, legal services, NPDES monitoring, CEQA fees, advertising and audit contract

Public Information and Education – public info video, supplies and equipment, information materials, photography expenses, educational material and supplies, promotional and educational, public exhibit, media monitoring and mobile education unit

Special Expense – Property tax administration, LA County Property Tax, meeting/supplies, board of trustee stipends, and board meeting expenses

Transportation and Travel – Permits and fees, certification renewals, continuing education and seminars and manager's auto allowance

Fuel – Fleet fuel

Utilities – utilities, water, and waste disposal



**SUMMARY OF CASH ACCOUNTS**  
 March, Fiscal Year 2018-2019  
 Carolyn Weeks CPA, Director of Fiscal Operations

	JUL	AUG	SEP	OCT	NOV	DEC	JAN	FEB	MAR	APR	MAY	JUN
<b>COUNTY TREASURY - 1010.0</b>												
Fund Balance - 6/30/18	\$1,533,493.00											
Deposits/Revenues	216,541	146,664	1,375	910	130,815	6,197,811	1,704,959	1,135,476	9,482			
YTD	216,541	363,205	364,580	365,490	496,306	6,694,117	8,399,076	9,534,552	9,544,034	9,544,034	9,544,034	9,544,034
Transfer to LAIF 1020.0	1,480,000			350,000			6,340,000					
YTD	1,480,000	1,480,000	1,480,000	1,830,000	1,830,000	1,830,000	8,170,000	8,170,000	8,170,000	8,170,000	8,170,000	8,170,000
<b>Fund Balance</b>	<b>\$ 270,034</b>	<b>\$ 416,698</b>	<b>\$ 418,073</b>	<b>\$ 68,983</b>	<b>\$ 199,799</b>	<b>\$ 6,397,610</b>	<b>\$ 1,762,569</b>	<b>\$ 2,898,045</b>	<b>\$ 2,907,527</b>	<b>\$ 2,907,527</b>	<b>\$ 2,907,527</b>	<b>\$ 2,907,527</b>
<b>LAIF ACCOUNT - 1020.0</b>												
Fund Balance - 6/30/18	\$3,894,467.00											
Deposits (Transfer from County Treasury 1010 or Reserve accounts)				350,000			6,340,000	14,831				
Interest Eamed				17,621			6,662					
YTD	1,480,000	1,480,000	1,480,000	1,847,621	1,847,621	1,847,621	8,194,283	8,209,114	8,209,114	8,209,114	8,209,114	8,209,114
Withdrawals (Transfer to BPB Payable 1016)					250,000							
YTD	1,200,000	600,000	900,000	1,050,000			1,300,000	900,000	900,000			
Withdrawals (Transfers to Reserve Accounts)							237,478					
YTD	1,200,000	2,900,000	3,800,000	4,850,000	5,100,000	5,100,000	6,637,478	7,537,478	8,437,478	8,437,478	8,437,478	8,437,478
<b>Fund Balance</b>	<b>\$ 4,174,467</b>	<b>\$ 2,474,467</b>	<b>\$ 1,574,467</b>	<b>\$ 892,088</b>	<b>\$ 642,088</b>	<b>\$ 642,088</b>	<b>\$ 5,451,272</b>	<b>\$ 4,566,103</b>	<b>\$ 3,666,103</b>	<b>\$ 3,666,103</b>	<b>\$ 3,666,103</b>	<b>\$ 3,666,103</b>
<b>CHASE ACCOUNTS PAYABLE 1015.0</b>												
Fund Balance - 6/30/18	\$0											
Deposits (Transfer from LAIF 1020)									300,000			
Deposits (Transfer from BPB Payroll 1018)												
Misc. Receipts												
YTD												
Withdrawals (Transfers to BPB Payroll 1018)												
YTD												
Withdrawals for Payables												
YTD												
<b>Account Balance</b>	<b>\$ -</b>	<b>\$ -</b>	<b>\$ -</b>	<b>\$ -</b>	<b>\$ -</b>	<b>\$ -</b>	<b>\$ 27,185</b>	<b>\$ 27,488</b>	<b>\$ 128,650</b>	<b>\$ 128,650</b>	<b>\$ 128,650</b>	<b>\$ 128,650</b>
<b>AB ACCOUNTS PAYABLE 1016.0</b>												
Fund Balance - 6/30/18	\$209,292.14											
Deposits (Transfer from LAIF 1020)				200,000	250,000							
Deposits (Transfer from BPB Payroll 1018)				220,000	250,000	75,000	390,000	260,000				
Misc. Receipts				62,165								
YTD	225,000	1,625,000	1,817,165	2,237,165	2,737,165	2,812,165	3,202,165	3,462,165	3,462,165	3,462,165	3,462,165	3,462,165
Withdrawals (Transfers to BPB Payroll 1018)												
YTD	301,074	1,027,099	222,287	451,884	356,688	253,950	288,634	246,548	114,169			
Withdrawals for Payables												
YTD	301,074	1,703,173	1,938,460	2,390,344	2,747,032	3,000,982	3,289,616	3,536,164	3,650,333	3,650,333	3,650,333	3,650,333
<b>Account Balance</b>	<b>\$ 133,218</b>	<b>\$ 131,119</b>	<b>\$ 87,998</b>	<b>\$ 56,114</b>	<b>\$ 199,426</b>	<b>\$ 20,475</b>	<b>\$ 121,841</b>	<b>\$ 135,293</b>	<b>\$ 21,125</b>	<b>\$ 21,125</b>	<b>\$ 21,125</b>	<b>\$ 21,125</b>
<b>CHASE PAYROLL ACCOUNT 1017.0</b>												
Fund Balance - 6/30/18	\$0											
Deposits (Transfer from LAIF 1020)												
Deposits (Transfer from BPB Payroll 1018)												
Misc. Receipts												
YTD												
Withdrawals (Transfers to BPB Payroll 1018)												
YTD												
Withdrawals for Payables												
YTD												
<b>Account Balance</b>	<b>\$ -</b>	<b>\$ -</b>	<b>\$ -</b>	<b>\$ -</b>	<b>\$ -</b>	<b>\$ -</b>	<b>\$ -</b>	<b>\$ -</b>	<b>\$ -</b>	<b>\$ -</b>	<b>\$ -</b>	<b>\$ -</b>
<b>AB PAYROLL ACCOUNT 1018.0</b>												
Fund Balance - 6/30/18	\$38,815.00											
Deposits (Transfer from LAIF 1020)				850,000			1,300,000	900,000				
Deposits (Transfer from BPB Payable 1016)												
Deposits (Transfer from CalTrust1019)												
YTD	1,200,000	600,000	900,000	850,000			1,300,000	900,000	600,000			
Withdrawals for Payroll												
YTD	1,200,000	2,175,000	3,088,000	3,938,000	5,438,000	5,438,000	6,738,000	7,638,000	8,238,000	8,238,000	8,238,000	8,238,000
Withdrawals (Transfer to BPB Payable 1016)												
YTD	1,156,165	2,118,363	2,914,811	3,818,131	4,687,682	5,405,575	6,624,226	7,484,929	8,061,864	8,061,864	8,061,864	8,061,864
<b>Account Balance</b>	<b>\$ 82,650</b>	<b>\$ 95,452</b>	<b>\$ 212,004</b>	<b>\$ 158,685</b>	<b>\$ 789,133</b>	<b>\$ 71,241</b>	<b>\$ 152,589</b>	<b>\$ 191,887</b>	<b>\$ 214,951</b>	<b>\$ 214,951</b>	<b>\$ 214,951</b>	<b>\$ 214,951</b>

**SUMMARY OF CASH ACCOUNTS**  
 March, Fiscal Year 2018-2019  
 Carolyn Weeks CPA, Director of Fiscal Operations

	JUL	AUG	SEP	OCT	NOV	DEC	JAN	FEB	MAR	APR	MAY	JUN
Deposits	-	-	-	-	-	-	-	-	-	-	-	-
Interest Earned	-	2,320	2,344	2,351	3,360	-	45	91	-	-	-	-
YTD	-	2,320	4,663	7,014	10,374	10,374	10,419	10,510	10,510	10,510	10,510	10,510
Withdrawals	-	-	-	-	1,500,000	-	-	-	-	-	-	-
Administrative Expenses	-	-	-	-	-	-	-	-	-	-	-	-
YTD	-	-	-	-	1,500,000	1,500,000	1,500,000	1,500,000	1,500,000	1,500,000	1,500,000	1,500,000
<b>Fund Balance</b>	<b>\$ 1,514,048</b>	<b>\$ 1,516,367</b>	<b>\$ 1,518,711</b>	<b>\$ 1,521,062</b>	<b>\$ 24,422</b>	<b>\$ 24,422</b>	<b>\$ 24,467</b>	<b>\$ 24,558</b>	<b>\$ 24,558</b>	<b>\$ 24,558</b>	<b>\$ 24,558</b>	<b>\$ 24,558</b>

**CalTRUST Account Cash Flow - 1019.0**  
 Fund Balance - 6/30/18 \$1,514,048.00

Deposits	-	-	-	-	-	140,865	-	-	-	-	-	-
Interest Earned	-	4,138	-	-	-	14,671	-	-	-	-	-	-
YTD	-	4,138	-	-	-	159,674	159,674	159,674	159,674	159,674	159,674	159,674
Withdrawals	-	-	-	-	-	-	-	-	-	-	-	-
Administrative Expenses	-	-	27	27	27	28	-	-	-	-	-	-
YTD	-	-	27	27	27	55	55	55	55	55	55	55
<b>Fund Balance</b>	<b>\$ 1,013,862</b>	<b>\$ 1,017,973</b>	<b>\$ 1,017,973</b>	<b>\$ 1,017,973</b>	<b>\$ 1,017,973</b>	<b>\$ 1,173,481</b>	<b>\$ 1,173,481</b>	<b>\$ 1,173,481</b>	<b>\$ 1,173,481</b>	<b>\$ 1,173,481</b>	<b>\$ 1,173,481</b>	<b>\$ 1,173,481</b>

**VCJPA TRUST FUND - 1012.0**  
 Fund Balance - 6/30/18 \$1,013,862.00

Deposits	-	-	-	-	-	698	-	-	-	-	-	-
Interest Earned	-	210	-	-	-	908	908	908	908	908	908	908
YTD	-	210	-	-	-	908	908	908	908	908	908	908
Withdrawals	-	-	-	-	-	-	-	-	-	-	-	-
Administrative Expenses	-	-	-	-	-	-	-	-	-	-	-	-
YTD	-	-	-	-	-	-	-	-	-	-	-	-
<b>Fund Balance</b>	<b>\$ 51,552</b>	<b>\$ 51,762</b>	<b>\$ 51,762</b>	<b>\$ 51,762</b>	<b>\$ 51,762</b>	<b>\$ 52,460</b>	<b>\$ 52,460</b>	<b>\$ 52,460</b>	<b>\$ 52,460</b>	<b>\$ 52,460</b>	<b>\$ 52,460</b>	<b>\$ 52,460</b>

**VCJPA PROPERTY - 1013.0**  
 Fund Balance - 6/30/18 \$51,552.00

Deposits	-	-	-	-	-	-	-	-	-	-	-	-
Interest Earned	(1,215)	4,613	487	3,886	4,547	8,413	4,820	2,163	6,162	-	-	-
YTD	(1,215)	3,399	3,886	3,886	8,433	16,846	21,666	23,829	29,991	29,991	29,991	29,991
Withdrawals	-	-	-	-	-	-	-	-	-	-	-	-
YTD	-	-	-	-	-	-	-	-	-	-	-	-
<b>Fund Balance</b>	<b>\$ 1,201,064</b>	<b>\$ 1,205,677</b>	<b>\$ 1,206,164</b>	<b>\$ 1,206,164</b>	<b>\$ 1,210,711</b>	<b>\$ 1,219,124</b>	<b>\$ 1,223,944</b>	<b>\$ 1,226,107</b>	<b>\$ 1,232,269</b>	<b>\$ 1,232,269</b>	<b>\$ 1,232,269</b>	<b>\$ 1,232,269</b>

**CalTRUST ACCOUNT EMERGENCY VECTOR CONTROL RESERVES- 1031.0**

Fund Balance - 6/30/18 \$1,202,278.00

Deposits	-	-	-	-	-	-	-	-	-	-	-	-
Interest Earned	-	-	-	-	-	-	-	-	-	-	-	-
YTD	-	-	-	-	-	-	-	-	-	-	-	-
Withdrawals	-	-	-	-	-	-	-	-	-	-	-	-
YTD	-	-	-	-	-	-	-	-	-	-	-	-
<b>Fund Balance</b>	<b>\$ -</b>	<b>\$ -</b>	<b>\$ -</b>	<b>\$ -</b>	<b>\$ -</b>	<b>\$ -</b>	<b>\$ -</b>	<b>\$ -</b>	<b>\$ -</b>	<b>\$ -</b>	<b>\$ -</b>	<b>\$ -</b>

**LAIF ACCOUNT MEU VEHICLE REPLACEMENT - 1023.0**

Fund Balance - 6/30/18 \$0

Deposits	-	-	-	-	-	-	48,511	-	-	-	-	-
Interest Earned	-	-	-	-	-	-	-	-	-	-	-	-
YTD	-	-	-	-	-	-	48,511	48,511	48,511	48,511	48,511	48,511
Withdrawals	-	-	-	-	-	-	-	-	-	-	-	-
YTD	-	-	-	-	-	-	-	-	-	-	-	-
<b>Fund Balance</b>	<b>\$ 90,630</b>	<b>\$ 90,630</b>	<b>\$ 90,630</b>	<b>\$ 90,630</b>	<b>\$ 90,630</b>	<b>\$ 90,630</b>	<b>\$ 128,108</b>	<b>\$ 113,277</b>	<b>\$ 113,277</b>	<b>\$ 113,277</b>	<b>\$ 113,277</b>	<b>\$ 113,277</b>

**LAIF ACCOUNT CAPITAL DESIGNATED RESERVES - 1025.0**

Fund Balance - 6/30/18 \$90,629.68

**SUMMARY OF CASH ACCOUNTS**  
 March, Fiscal Year 2018-2019  
 Carolyn Weeks CPA, Director of Fiscal Operations

	JUL	AUG	SEP	OCT	NOV	DEC	JAN	FEB	MAR	APR	MAY	JUN
<b>CalTRUST ACCOUNT OPERATIONS DESIGNATED RESERVES - 10333.0</b>												
Fund Balance - 6/30/18	\$400,921.00											
Deposits (Transfers from 1020.0)	-	-	-	-	1,516	2,805	1,607	721	2,054	-	-	-
Interest Earned	(405)	1,538	162	-	2,811	5,616	7,223	7,944	9,998	-	-	-
YTD	(405)	1,133	1,295	1,295	2,811	5,616	7,223	7,944	9,998	-	-	9,998
Withdrawals	-	-	-	-	-	-	-	-	-	-	-	-
YTD	-	-	-	-	-	-	-	-	-	-	-	-
<b>Fund Balance</b>	<b>\$ 400,516</b>	<b>\$ 402,054</b>	<b>\$ 402,216</b>	<b>\$ 402,216</b>	<b>\$ 403,732</b>	<b>\$ 406,537</b>	<b>\$ 408,144</b>	<b>\$ 408,865</b>	<b>\$ 410,919</b>	<b>\$ 410,919</b>	<b>\$ 410,919</b>	<b>\$ 410,919</b>
<b>LAIF ACCOUNT OPEB DESIGNATED RESERVES - 1027.0</b>												
Fund Balance - 6/30/18	\$100,696.00											
Deposits (Transfers from 1020.0)	-	-	-	-	-	-	170,000	-	-	-	-	-
Interest Earned	-	-	-	-	-	-	-	-	-	-	-	-
YTD	-	-	-	-	-	-	170,000	-	-	-	-	-
Withdrawals	-	-	-	-	-	-	-	170,000	170,000	170,000	170,000	170,000
YTD	-	-	-	-	-	-	-	-	-	-	-	-
<b>Fund Balance</b>	<b>\$ 100,696</b>	<b>\$ 100,696</b>	<b>\$ 100,696</b>	<b>\$ 100,696</b>	<b>\$ 100,696</b>	<b>\$ 100,696</b>	<b>\$ 270,696</b>	<b>\$ 270,696</b>	<b>\$ 270,696</b>	<b>\$ 270,696</b>	<b>\$ 270,696</b>	<b>\$ 270,696</b>
<b>LAIF ACCOUNT COMPENSATED ABSENCES RESERVE - 1029.0</b>												
Fund Balance - 6/30/17	\$20,000.00											
Deposits (Transfers from 1020.0)	-	-	-	-	-	-	30,000	-	-	-	-	-
Interest Earned	-	-	-	-	-	-	-	-	-	-	-	-
YTD	-	-	-	-	-	-	30,000	-	-	-	-	-
Withdrawals	-	-	-	-	-	-	-	30,000	30,000	30,000	30,000	30,000
YTD	-	-	-	-	-	-	-	-	-	-	-	-
<b>Fund Balance</b>	<b>\$ 20,000</b>	<b>\$ 20,000</b>	<b>\$ 20,000</b>	<b>\$ 20,000</b>	<b>\$ 20,000</b>	<b>\$ 20,000</b>	<b>\$ 50,000</b>	<b>\$ 50,000</b>	<b>\$ 50,000</b>	<b>\$ 50,000</b>	<b>\$ 50,000</b>	<b>\$ 50,000</b>
<b>CalTRUST ACCOUNT CAPITAL RESERVES - 1032.0</b>												
Fund Balance - 6/30/18	\$360,859.00											
Deposits (Transfers from 1020.0)	-	-	-	-	1,365	2,525	1,447	649	1,849	-	-	-
Interest Earned	(364)	1,384	146	-	2,531	5,055	6,502	7,151	9,000	9,000	9,000	9,000
YTD	(364)	1,020	1,166	1,166	2,531	5,055	6,502	7,151	9,000	9,000	9,000	9,000
Withdrawals	-	-	-	-	-	-	-	-	-	-	-	-
YTD	-	-	-	-	-	-	-	-	-	-	-	-
<b>Fund Balance</b>	<b>\$ 360,495</b>	<b>\$ 361,879</b>	<b>\$ 362,025</b>	<b>\$ 362,025</b>	<b>\$ 363,390</b>	<b>\$ 365,914</b>	<b>\$ 367,361</b>	<b>\$ 368,010</b>	<b>\$ 369,859</b>	<b>\$ 369,859</b>	<b>\$ 369,859</b>	<b>\$ 369,859</b>
<b>CalTRUST ACCOUNT VEHICLE REPLACEMENT - 1034.0</b>												
Fund Balance - 6/30/18	\$200,460.00											
Deposits (Transfers from 1020.0)	-	-	-	-	758	1,402	804	361	1,027	-	-	-
Interest Earned	(202)	769	81	-	1,406	2,808	3,612	3,972	4,999	4,999	4,999	4,999
YTD	(202)	567	648	648	1,406	2,808	3,612	3,972	4,999	4,999	4,999	4,999
Withdrawals	-	-	-	-	-	-	-	-	-	-	-	-
YTD	-	-	-	-	-	-	-	-	-	-	-	-
<b>Fund Balance</b>	<b>\$ 200,258</b>	<b>\$ 201,027</b>	<b>\$ 201,108</b>	<b>\$ 201,108</b>	<b>\$ 201,866</b>	<b>\$ 203,269</b>	<b>\$ 204,072</b>	<b>\$ 204,433</b>	<b>\$ 205,460</b>	<b>\$ 205,460</b>	<b>\$ 205,460</b>	<b>\$ 205,460</b>
<b>CASH BALANCE</b>												
	<b>\$ 9,613,489</b>	<b>\$ 8,081,480</b>	<b>\$ 7,263,826</b>	<b>\$ 6,149,505</b>	<b>\$ 5,315,627</b>	<b>\$ 10,825,131</b>	<b>\$ 11,428,492</b>	<b>\$ 11,720,701</b>	<b>\$ 10,851,333</b>	<b>\$ 10,851,333</b>	<b>\$ 10,851,333</b>	<b>\$ 10,851,333</b>

**MONTHLY EXPENSE STATEMENT**  
**March, Fiscal Year 2018-2019**  
**Carolyn M. Weeks CPA, Director of Fiscal Operations**

<b>ACCOUNT</b>	<b>ACTUAL MONTHLY EXPENSE (\$)</b>	<b>BUDGETED MONTHLY EXPENSE (\$)</b>	<b>MONTHLY VARIANCE (\$)</b>	<b>YTD ACTUAL EXPENSE (\$)</b>	<b>YTD BUDGETED EXPENSE (\$)</b>	<b>YTD VARIANCE (\$)</b>
<b><u>Salaries and Benefits</u></b>						
Regular & Limited Term Salaries	\$ 490,626	\$ 575,368	\$ 84,742	\$ 4,693,413	\$ 5,328,633	\$ 635,220
Employee Taxes	9,680	11,812	2,132	156,376	194,782	38,406
Extra Help Salaries	-	-	-	318,048	428,933	110,886
General Benefits	82,102	93,306	11,204	1,132,132	1,221,339	89,207
Health Benefits	137,922	161,353	23,431	1,194,340	1,503,595	309,255
<b>SUBTOTAL</b>	<b>\$ 720,330</b>	<b>\$ 841,839</b>	<b>\$ 121,509</b>	<b>\$ 7,494,309</b>	<b>\$ 8,677,283</b>	<b>\$ 1,182,974</b>
<b><u>Services and Supplies</u></b>						
Chemicals	\$ -	\$ 117,000	\$ 117,000	\$ 102,487	\$ 312,250	\$ 209,763
Operational Support Equipment	108	2,900	2,792	19,936	21,925	1,989
Uniforms and Accessories	1,024	6,925	5,901	34,162	65,430	31,267
Communications	-	13,470	13,470	102,038	159,821	57,783
Kitchen Materials and Supplies	-	121	121	1,811	1,163	(648)
VCJPA Insurance	-	-	-	511,384	590,473	79,089
Maintenance: Automotive	1,862	11,600	9,738	91,021	101,740	10,719
Office Equipment	1,482	6,593	5,111	31,905	45,670	13,765
Maintenance: Bldgs/Yards	4,649	13,156	8,507	71,400	108,503	37,102
Scientific-Technical Lab Supplies	-	8,975	8,975	44,411	68,775	24,364
Memberships	460	250	(210)	16,151	23,750	7,599
Office Expense	2,926	10,071	7,144	51,147	99,953	48,806
Professional Services	2,347	7,450	5,103	147,780	185,750	37,970
Public Information & Education	-	1,000	1,000	35,996	32,750	(3,246)
Special Expense	3,230	3,992	762	393,474	446,075	52,601
Transportation & Travel	2,500	28,360	25,860	76,037	125,545	49,508
Fuel	7,373	18,267	10,893	122,323	178,595	56,272
Utilities	5,360	8,717	3,357	68,100	86,950	18,850
<b>SUBTOTAL</b>	<b>\$ 33,322</b>	<b>\$ 258,846</b>	<b>\$ 225,523</b>	<b>\$ 1,921,563</b>	<b>\$ 2,655,116</b>	<b>\$ 733,553</b>
<b><u>Fixed Assets</u></b>						
Automotive/Specialty Vehicles	\$ 59,049	-	\$ (59,049)	\$ 337,453	548,000	\$ 210,547
Machinery & Equipment	-	-	-	3,067	18,950	15,883
Spray Equipment	-	-	-	-	-	-
Computer Equipment	-	-	-	20,613	22,350	1,737
Laboratory Equipment	-	-	-	-	-	-
Public Information/Ed. Equipment	-	-	-	-	-	-
Furniture & Fixtures	-	-	-	16,035	18,300	2,265
Reserves	-	-	-	-	900,000	900,000
Capital Improvements	-	-	-	30,161	67,500	37,339
<b>SUBTOTAL</b>	<b>\$ 59,049</b>	<b>\$ -</b>	<b>\$ (59,049)</b>	<b>\$ 407,329</b>	<b>\$ 1,575,100</b>	<b>\$ 1,167,771</b>
<b><u>Reserves</u></b>						
Capital Reserve Fund	\$ -	\$ -	\$ -	\$ -	\$ -	\$ -
MEU (Vecmobile) Replacement Res.	-	-	-	-	-	-
<b>SUBTOTAL</b>	<b>\$ -</b>	<b>\$ -</b>	<b>\$ -</b>	<b>\$ -</b>	<b>\$ -</b>	<b>\$ -</b>
<b>TOTAL EXPENDITURES</b>	<b>\$ 812,702</b>	<b>\$ 1,100,685</b>	<b>\$ 287,983</b>	<b>\$ 9,823,201</b>	<b>\$ 12,907,499</b>	<b>\$ 3,084,298</b>

**Greater Los Angeles County Vector Control District  
Revenue Reported on a Cash Basis  
Fiscal Year 2018 - 2019**

	2019														
	JUL	AUG	SEP	OCT	NOV	DEC	JAN	FEB	MAR	APR	MAY	JUN	TOTAL	BUDGET	VARIANCE
<b>COUNTY TREASURY -1010.0</b>															
<b>Deposits/Revenues</b>															
111 Taxes Receivable- Current Secured															
112 Taxes Receivable - Current Unsecured															
80A Prop Taxes - Current- Sec	214,499					685,264	171,326	111,043					1,182,131	1,690,000	(507,869)
8006ABX1 26 Property Tax Revenue							69,301						69,301	-	69,301
80 B Prop Taxes-Current-Unsecured	(1,319)	37,967			7,653	(293)	438	(12,800)					32,821	1,600	31,221
80C Prop Taxes - Prior-Secure		12,098			8,146								19,069	(7,800)	26,869
80D Prop Taxes-Prior- Unsecured		4,073			187	1,256							5,516	600	4,916
80F Supplemental Prop Taxes Current	3,218	2,977			8,376	-	5,556	5,431					25,558	25,000	558
80G Supplemental Prop Taxes Prior		34			1,115			444					1,593	4,000	(2,407)
81C Other Taxes													-	1,500	(1,500)
84D Pen Int & Costs Del Taxes Secure	(5)	9,394			24,971	(1)	(6)	10,778					45,132	73,000	(27,868)
86 Revenue - Use of Money & Prop		2,548		911	1,793	865	599	2,682					10,774	15,000	(4,226)
88 Intergrvmtl Revenue - State						1,406	3,281						4,688	6,300	(1,612)
91 Intergrvmtl Revenue - Other	148	197			3,308	15							3,668	4,000	(332)
92 Charges For Services	-	77,375			79,406	5,807,715	1,451,929	1,017,897	9,482				8,443,804	14,514,354	(6,070,550)
<b>* Total Revenues</b>	<b>216,541</b>	<b>146,664</b>	<b>1,375</b>	<b>911</b>	<b>131,460</b>	<b>6,499,520</b>	<b>1,702,628</b>	<b>1,135,476</b>	<b>9,482</b>	<b>-</b>	<b>-</b>	<b>-</b>	<b>9,844,056</b>	<b>16,327,554</b>	<b>(6,483,498)</b>

<b>^ Miscellaneous Income</b>	(2,186)	10,624	60,120	19,972	11,546	191,548	8,723	3,984	11,093				315,422	119,800	195,622
<b>Grand Total Revenue</b>	<b>214,354</b>	<b>157,288</b>	<b>61,495</b>	<b>20,883</b>	<b>143,005</b>	<b>6,691,068</b>	<b>1,711,350</b>	<b>1,139,460</b>	<b>20,575</b>	<b>-</b>	<b>-</b>	<b>-</b>	<b>10,159,478</b>	<b>16,447,354</b>	<b>(6,287,876)</b>

	Calendar Year 2,018				Calendar Year 2,019										
	Interest received on LAIF account		Rebate earned on US Bank Visa		Interest received on LAIF account		Rebate earned on US Bank Visa								
	1st quarter	2nd quarter	3rd quarter	4th quarter	Total interest	1st quarter	2nd quarter	3rd quarter	4th quarter	Total rebate					
<b>Grants</b>															
ELC County Grant	45,910														
<b>Total</b>	<b>45,910</b>														
<b>Sale of Vehicles</b>															
2003 Chevrolet S 10		2,075													
1999 Ford Ranger		2,385													
Wolverine		5,200													
1994 GMC Sierra		1,680													
<b>Total</b>		<b>11,340</b>													
<b>Administrative Auditor-Controller Services (Less)</b>						615	301,709								
<b>Total</b>															<b>302,323</b>
<b>Interest received on VC/JPA accounts</b>															
1st quarter															
2nd quarter															
3rd quarter															
4th quarter															
<b>Total interest</b>															
<b>Interest received on LAIF account</b>															
1st quarter															
2nd quarter															
3rd quarter															
4th quarter															
<b>Total interest</b>															
<b>Interest received on US Bank Visa</b>															
1st quarter															
2nd quarter															
3rd quarter															
4th quarter															
<b>Total interest</b>															

\* The County report for the month of February has not been received at the time this report was being compiled.

^ Miscellaneous income is composed of LAIF interest, proceeds from the sale of assets, contract proceeds, rebates, grants and any other income that is not listed above.

**GREATER LOS ANGELES VECTOR CONTROL DISTRICT**  
**Chart of Financial Activity: FY 2019**

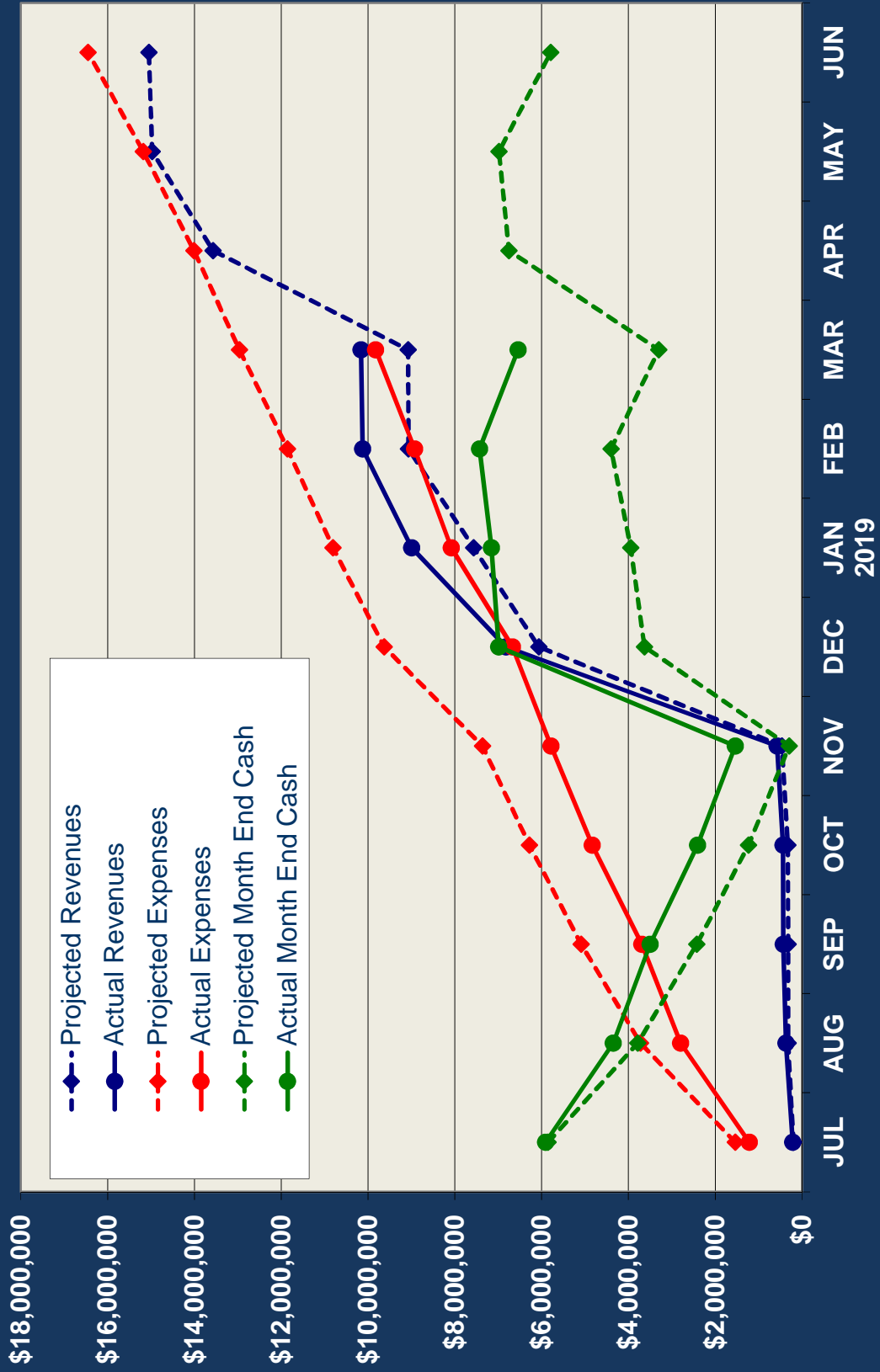


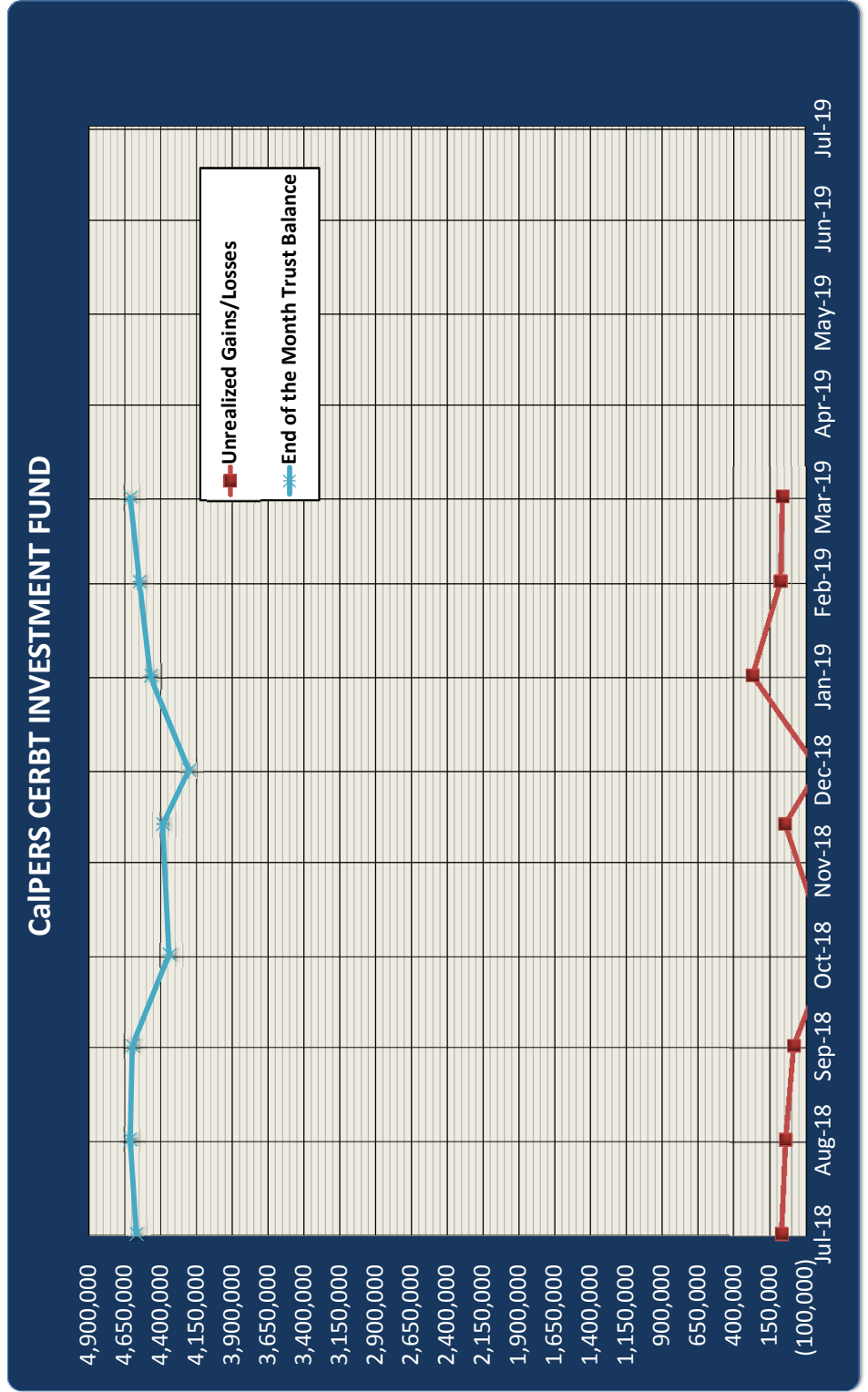


TABLE FOR CHART JULY 2018 - JUNE 2019

Month	Projected Revenues	Actual Revenues	Projected Expenses	Actual Expenses	Projected Month End Cash	Actual Month End Cash
JUL	200,000	214,354	1,538,842	1,217,881	5,851,158	5,908,515
AUG	320,000	371,866	3,721,975	2,799,746	3,788,025	4,350,834
SEP	323,000	433,137	5,086,634	3,691,222	2,426,366	3,501,251
OCT	326,000	436,402	6,282,244	4,835,267	1,233,756	2,405,529
NOV	466,000	578,760	7,360,848	5,786,611	295,152	1,538,889
DEC	6,066,000	6,821,427	9,624,322	6,675,292	3,631,678	6,988,889
JAN 2019	7,566,000	8,993,052	10,810,006	8,078,609	3,945,994	7,158,040
FEB	9,066,000	10,126,197	11,858,344	8,925,568	4,397,656	7,431,103
MAR	9,072,700	10,159,478	12,959,030	9,823,201	3,303,670	6,540,103
APR	13,572,700	0	14,007,958	0	6,754,742	0
MAY	14,972,700	0	15,179,454	0	6,983,246	0
JUN	15,047,700	0	16,447,354	0	5,790,346	0

SUMMARY of CaIPERS CERBT INVESTMENT FUND  
 March, Fiscal Year 2018-2019  
 Carolyn Weeks, CPA, Director of Fiscal Operations

CaIPERS CERBT Plan for Pre-Funding OPEB	JUL	AUG	SEP	OCT	NOV	DEC	JAN	FEB	MAR	APR	MAY	JUN
Fund Balance - 6/30/17 \$3,901,473.00												
Deposits	600,000											
YTD Deposits	600,000	600,000	600,000	600,000	600,000	600,000	600,000	600,000	600,000	600,000	600,000	600,000
Unrealized Gains/Losses	69,526	42,614	(13,825)	(256,603)	46,391	(184,751)	269,153	77,387	64,194	-	-	-
YTD Unrealized Gains/Losses	69,526	112,140	98,315	(158,288)	(111,897)	(296,648)	(27,495)	49,891	114,085	114,085	114,085	114,085
Administrative Fees	325	330	320	320	304	308	312	294	298	-	-	-
YTD Administrative Fees	325	655	975	1,295	1,599	1,907	2,220	2,513	2,812	2,812	2,812	2,812
<b>Fund Balance</b>	<b>\$ 4,570,674</b>	<b>\$ 4,612,958</b>	<b>\$ 4,598,813</b>	<b>\$ 4,341,890</b>	<b>\$ 4,387,976</b>	<b>\$ 4,202,918</b>	<b>\$ 4,471,758</b>	<b>\$ 4,548,851</b>	<b>\$ 4,612,746</b>	<b>\$ 4,612,746</b>	<b>\$ 4,612,746</b>	<b>\$ 4,612,746</b>



**STAFF REPORT E**

*Richard Knott, Director of Human Resources  
Vacant, Benefit Specialist  
Jamie Hebein Salazar, Human Resources Assistant*

I. Employment & Recruiting:

- a. HR Director, posted 1/3/19: Hired Richard Knott, started 4/8/19.
- b. Vector Control Specialist, posted 1/18/19- Interviews completed.
- c. Benefit Specialist, posted 1/23/19- Review, Screen.
- d. Community Liaisons, posted 2/15/19—Review, Screen.
- e. Mosquito Control Technician, posted 2/15/19—Review, Screen.
- f. Maintenance Mechanic, posted 3/8/19.

II. Department Activities:

- a. Benefit Bridge implementation meetings: 3/11, 3/18, 3/25, 4/5.
- b. Vector Control Specialist written exams: 3/7/19.
- c. HR Director 2<sup>nd</sup> level interviews: 3/12, 3/13, 3/14.
- d. Safety Committee Meeting: 3/12/19.
- e. Vector Control Specialist interviews: 3/19, 3/20, 3/21
- f. Sign ups for the Vector Control Technician certification examination.
- g. Tier IV/HRA setup in ADP.

III. Department Training & Workshops

Date	Workshop	Topic	Location
3/21/2019	OSHA	Safety Fest Seminar	Carson
3/22/2019	OSHA	Safety Fest Seminar	Carson
3/28/2019	AALRR	Employment Conference	Cerritos
4/3/2019-4/5/2019	CalSHRM	CA State & Legislative Conf.	Sacramento

IV. **Worker’s Compensation** Update:

- a. No injuries